



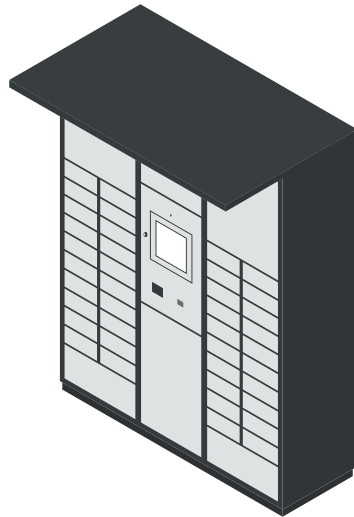
# ID Terminal

The collection terminal for identity cards and other documents. Simple and independent of opening hours.

The citizen applies for his identity documents (identity card, temporary identity card, passport, etc.) at the authority on the spot and provides his fingerprint and a mobile phone number or e-mail address.

Once the identification document is completed, the authority sends a notification with a pick up code to the citizen via e-mail or SMS. The citizen can then conveniently pick up his or her documents 24/7, regardless of the opening hours of the office.

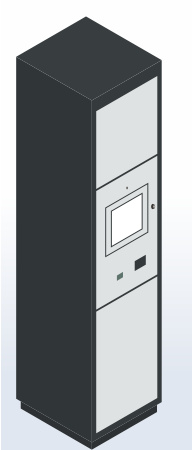
The operation of the Kern ID card terminal is intuitive. The citizen is automatically guided through the pick up program on the display.



### Product features

- Flexible 24/7 collection of identification documents.
- Simple and intuitive handling
- Optimisation of citizen services in the citizens' offices.
- Security detection sensor in each compartment to ensure correct depositing and pick up of the ID documents.
- Electronic door opening and electromechanical locks with remote activation.
- Available in all RAL colours, personalisation with vinyl inscription possible, individual design of the external surface.

### ID Terminal: 1x Kern City-Terminal module with control unit and 2 compartments




Function	Electronic control of the locks Sensor monitoring (packet detection in each compartment) Server Synchronization Camera surveillance User and courier user interface Service area for manual opening of the compartment doors
Equipment	1x 15" touch screen, 1x industrial PC, 1x 4G router (single SIM, WiFi capable), 1x 1D/2D scanner, 1x NFC (Near Field Communication), 1x DVR + 1T hard disk, 1x security camera, 1x control panel, 1x fingerprint scanner, 2x electronic locks, 2x parcel recognition systems, set with cables and wires
Colour scheme	Frame: anthracite grey (RAL 7039) Compartments: light grey (RAL 7035) Base: anthracite grey (RAL 7039)
Power	230 Volt 1-phase ~, 50 Hz, power consumption 0,085KW/h Max. 0,130KW/h (85W/h - 130W/h)
Net weight	approx. 121 kg
Dimensions*	2000 x 515 x 640 mm

Compartment size**	1x L	1x XL
	440 x 425 x 610 mm	720 x 425 x 610 mm

\* Tolerance differences of 2% possible  
\*\* External dimensions

# ID Terminal



## ID Terminal: 2x Kern City Terminal module with 22 compartments

Function	Delivery and return of documents, service area for manual opening of the compartment doors
Equipment	3x control units for the locks, 22x package recognition systems, 22x electronic locks
Colour scheme	Frame: anthracite grey (RAL 7039) Compartments: light grey (RAL 7035) Base: anthracite grey (RAL 7039)
Power	Direct connection to the control unit, power consumption per expansion module: 0,003KW/h, Max. 0,008KW/h (8W/h - 38W/h) Max. 0,038KW/h
Net weight	approx. 152 kg

Compartment size**	20x XS	1x M	1x L
	95 x 200 x 610 mm	210 x 425 x 610 mm	440 x 425 x 610 mm

## Facts

### Roof per module

- Equipped with LED light
- For outdoor installation

### Colours

The terminals are optionally available in over 200 RAL colours.

### Requirements: Technology/Location

- Level and available area
- Power connection
- Internet connection via cable, Wi-Fi or radio (SIM card) 3G, 4G.
- a basement if necessary

### Service and support

Purchasing our products means opting for continuous and trustful cooperation. Professional customer service, customer care, and efficient service, are provided as standard at Kern. This means that the Kern Group is available to its customers all over the world and around the clock, via its representatives.

### Needs analysis / demands

Customer needs are of the highest priority. Only thanks to the experience and knowledge gained from customers, a "tailor-made" solution can be found.

### Installation

24/7 Smart Terminals are installed by the Kern team or a locally-based partner. This ensures a trouble-free installation process.

### Briefing

On-site instruction is provided before the terminal is handed over.

### Comprehensive support during operation

Should questions or feedback about the terminals arise, the Kern team is available at all times to provide service and support.

### Reliable service programme

The combination of 24/7 customer service and service level agreement provides an optimal service.

The goal of the Kern Group is the continuous improvement of its products and services. In this area, the customer perspective is very important. Suggestions and comments regarding the products and services are always welcome.



### Kern AG

3510 Konolfingen  
Switzerland

Phone +41 31 790 35 35  
info.smart-terminal24@kernworld.com  
www.smart-terminal24.com

### Subsidiaries

Belgium [www.kernnv.be](http://www.kernnv.be)  
France [www.kernfrance.fr](http://www.kernfrance.fr)  
Germany [www.kerngmbh.de](http://www.kerngmbh.de)  
Great Britain [www.kern.co.uk](http://www.kern.co.uk)  
Netherlands [www.kernbv.nl](http://www.kernbv.nl)  
Spain/Portugal [www.kern.es](http://www.kern.es)  
USA/Canada [www.kerninc.com](http://www.kerninc.com)